


To Create a FirstView Account:

1. Open the app, and on the following screen, tap Sign Up.




Log In

Track your student's journey to and from school.

Email

johndoe@email.com

Password


Password 

Log in

[Forgot your password?](#)



Don't have an account? [Sign Up](#)

[Contact Support](#)

Powered by  **FIRST**student

2. On the screen that opens:

- a. Specify the **Email** address that you want to use for your new account.
- b. Specify the **Password** for your new account. The password must meet the following requirements:
 - Contain 8 or more characters.
 - Contain at least 1 uppercase character (A–Z).
 - Contain at least 1 lowercase character (a–z).
 - Contain at least 1 number (0–9).
 - Contain at least 1 special character (!, @, #, or \$).
 - Cannot start or end with a space.
- c. Agree to FirstView's Terms of Use and Privacy Policy, and then tap **Continue**.



Create Account

Enter your email and set a password to sign up.

Email

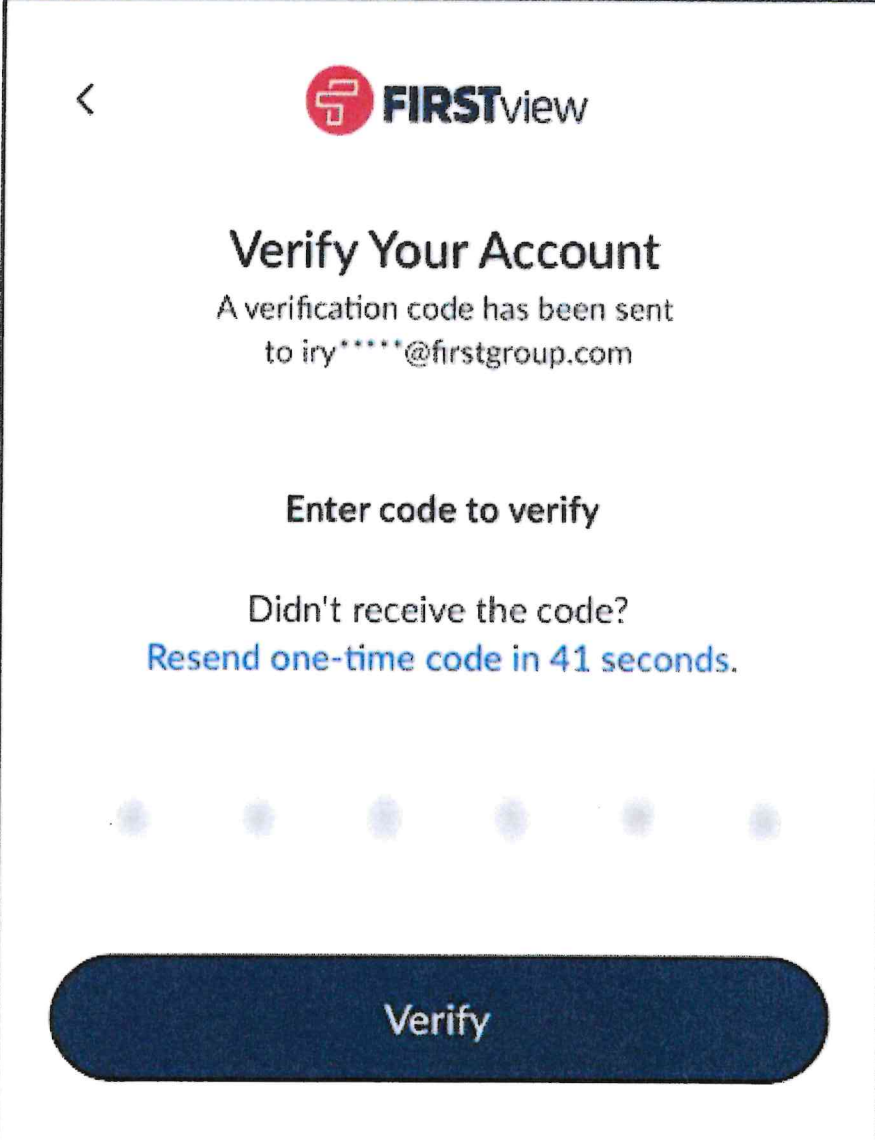
Password


☒ I agree to FirstView's [Terms of Use](#) and [Privacy Policy](#).

Continue

Already have an account? [Log In](#)

3. Check the email you entered during registration for a **verification code**.
 - a. On the screen that opens, enter the verification code, and then tap **Verify**.

A screenshot of a mobile app screen for account verification. At the top left is a back arrow. At the top center is the Firstview logo, consisting of a red circle with a white 'F' icon and the text 'FIRSTview'. Below the logo is the title 'Verify Your Account' in bold. Underneath is a message: 'A verification code has been sent to iry*****@firstgroup.com'. Then, the instruction 'Enter code to verify' is shown. Below that is a link: 'Didn't receive the code? Resend one-time code in 41 seconds.' in blue text. There are six grey dots for entering the code. At the bottom is a large dark blue button with the word 'Verify' in white.

<  **FIRSTview**

Verify Your Account

A verification code has been sent
to iry*****@firstgroup.com


Enter code to verify

Didn't receive the code?
[Resend one-time code in 41 seconds.](#)

.....

Verify

4. After entering the verification code: enter your first and last name (you will be able to edit this information later) as well as enter your phone number, and then tap **Continue**.




Create Account

Fill in your contact information.

First Name

Last Name

Phone Number

 (Country Code) (Phone Number)

Continue

5. You have now completed the registration process! You can now proceed with adding your students. For this, tap **Get Started**.